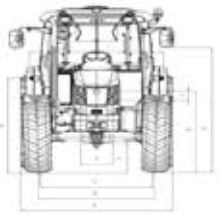
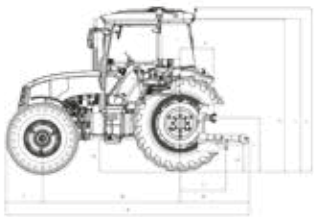
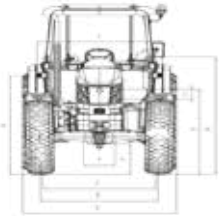
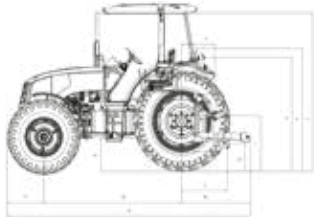




602e - 604e



	602e	604e
ENGINE		
Emissions	Tier 0	Tier 0
Model	PERKINS / 1104A-44 (2603/2200)	PERKINS / 1104A-44 (2603/2200)
Power	48,5 kW @ 2200 rpm	48,5 kW @ 2200 rpm
PTO Power	41,5 kW	41,5 kW
Rated speed	2380±25 rpm	2380±25 rpm
Number of cylinders - Cubic capacity	4 Cylinders / 4.4 liters	4 Cylinders / 4.4 liters
Aspiration	Naturally aspirated	Naturally aspirated
Bore x Stroke	105 mm x 127 mm	105 mm x 127 mm
Max Torque	252 Nm	252 Nm
Torque reserve	19.3%	19.3%
CLUTCH		
Type	Dry, dual, mechanical control	Dry, dual, mechanical control
Diameter	11" (280 mm)	11" (280 mm)
Lining	Serametalic	Serametalic
TRANSMISION		
Type	Carraro T50	Carraro T50
Shifting	(F+R)x4x3	(F+R)x4x3
Gears forwards/reverse	12 forward / 12 reverse	12 forward / 12 reverse
Speed	0.50 – 30.74 km/hr	0.50 – 30.74 km/hr
PTO SHAFT		
Type	Independent	Independent
Speed	540/540E rpm and Synchronized PTO	540/540E rpm and Synchronized PTO
HYDRAULICS		
Type	Mechanical with draft	Mechanical with draft
Three point linkage	Cat. 2 linkage with ball ends	Cat. 2 linkage with ball ends
Control	Position, draft and mixed	Position, draft and mixed
Lift capacity	2400 Kg	2400 Kg
Operating Pressure	180 Mpa	180 Mpa
Pump capacity	48.5 lt/min @ 2400 rpm	48.5 lt/min @ 2400 rpm
Remote valves	Standart 1 set Valves	Standart 1 set Valves
OTHER		
Drive system	2 WD / 4 WD	2 WD / 4 WD
Operating space	Rollbar / Cab	Rollbar / Cab
Steering	Hydrostatic	Hydrostatic
Service Brake	brakes	brakes
Parking Brake	Mechanic	Mechanic
Front axle 2WD	45° turning angle	45° turning angle
Front axle 4WD	40° turning angle - LSD	40° turning angle - LSD
Rear axle	Mechanical diferential locking	Mechanical diferential locking
Standart Ballast		
Front Ballast	4 x 10Kg	4 x 10Kg
Rear Ballast	2 x 50Kg	2 x 50Kg
DIMENSIONS		
A-Length	3725 mm	3725 mm
B-Wheelbase	2115 mm	2180 mm
C-Front track width	1400-1800 mm	1400-1800 mm
D-Rear track width	1400-1800 mm	1400-1800 mm
E-Width	1815 mm	1815 mm
F-Ground clearance	375 mm	375 mm
G-Ground clearance with Trailer	355 mm	355 mm
H-Folded ROPS height	1550 mm	1550 mm
K-Distance from Muffler	2365 mm	2365 mm
L-Distance from front to axle axis	520 mm	620 mm
M-Maximum Height	2590 mm	2590 mm
N-Distance from lowerlink ends to rear axle axis	1080 mm	1080 mm
Standart Front Tyre	Front 7.50-16	9.5-24
Standart Rear Tyre	Rear 14.9-30	14.9-30
Tractor Weight (Unballast)	Rollbar 2480 Kg	2750 Kg
	Cab 2650 Kg	2930 Kg
ROPS		
Rollbar	YES	YES
Cab	YES	YES